


Optional Adapters

The following adapters may be purchased for use with the #1180 Push-Puller Set. (There is an open cavity in the #1180 storage box that may be used to store optional adapters.)

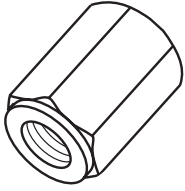
Male-Female Metric Adapters

Add metric capability to push-puller legs or forcing screws.

	Tool No.	Female End	Male End	Length	Tool No.	Female End	Male End	Length
	8111	5/8"Ø18	M6 x 1.0	2 1/4"	8121	5/8"Ø18	M14 x 1.5	2 1/4"
	8112	5/8"Ø18	M8 x 1.0	2 1/4"	8122	5/8"Ø18	M14 x 2.0	2 1/4"
	8113	5/8"Ø18	M8 x 1.25	2 1/4"	8123	5/8"Ø18	M16 x 1.5	2 3/4"
	8114	5/8"Ø18	M10 x 1.25	2 1/4"	8124	5/8"Ø18	M16 x 2.0	2 3/4"
	8115	5/8"Ø18	M10 x 1.5	2 1/4"	8125	5/8"Ø18	M20 x 1.5	2 3/4"
	8116	5/8"Ø18	M12 x 1.25	2 1/4"	8126	5/8"Ø18	M20 x 2.5	2 3/4"
	8117	5/8"Ø18	M12 x 1.75	2 1/4"				


Female Metric Adapters

Add metric capability to push-puller legs or forcing screws.

	Tool No.	Std. End	Metric End	Length	Tool No.	Std. End	Metric End	Length
	8131	5/8"Ø18	M6 x 1.0	1 5/8"	8135	5/8"Ø18	M14 x 2.0	1 5/8"
	8132	5/8"Ø18	M8 x 1.25	1 5/8"	8136	5/8"Ø18	M16 x 2.0	1 5/8"
	8133	5/8"Ø18	M10 x 1.5	1 5/8"	8137	5/8"Ø18	M20 x 2.5	1 5/8"
	8134	5/8"Ø18	M12 x 1.75	1 5/8"				

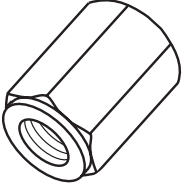
Male-Female Threaded Adapters

Use on the ends of push-puller legs or forcing screws when pulling shafts, bearing caps, pinions, etc.

	Tool No.	Female End	Male End	Length	Tool No.	Female End	Male End	Length
	8000	5/8"Ø18	1/4"Ø20	2 1/4"	8009	5/8"Ø18	9/16"Ø12	2 1/4"
	8001	5/8"Ø18	5/16"Ø18	2 1/4"	8010	5/8"Ø18	5/8"Ø11	2 1/4"
	8002	5/8"Ø18	7/16"Ø14	2 1/4"	8013	5/8"Ø18	3/4"Ø16	2 1/4"
	8003	5/8"Ø18	7/16"Ø20	2 1/4"	8015	5/8"Ø18	3/4"Ø10	2 1/4"
	8004	5/8"Ø18	3/8"Ø24	2 1/4"	8017	5/8"Ø18	7/8"Ø14	2 1/4"
	8005	5/8"Ø18	3/8"Ø16	2 1/4"	8018	5/8"Ø18	7/8"Ø9	2 1/4"
	8006	5/8"Ø18	1/2"Ø20	2 1/4"	8019	5/8"Ø18	1"Ø14	2 1/4"
	8007	5/8"Ø18	1/2"Ø13	2 1/4"	8022	5/8"Ø18	1/8" pipe	2 1/4"
8008	5/8"Ø18	9/16"Ø18	2 1/4"					

Female Threaded Adapters

Use on the ends of push-puller legs or forcing screws when removing shafts, axles, and housing.

	Tool No.	Female End "A"	Female End "B"	Tool No.	Female End "A"	Female End "B"
	8035	1/2"Ø20	5/8"Ø18	8040	5/8"Ø18	1"Ø14
	8037	5/8"Ø18	5/8"Ø18	8041	5/8"Ø18	1 1/8"Ø12
	8038	5/8"Ø18	3/4"Ø16	8042	5/8"Ø18	1 1/4"Ø12
	8039	5/8"Ø18	7/8"Ø14	8043	5/8"Ø18	1 1/2"Ø12