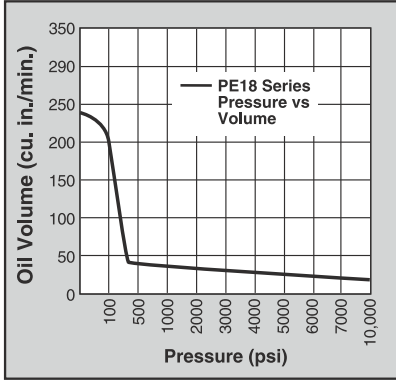


# ELECTRIC PUMP

## Hydraulic PE18 Series

Up to 55 Ton 18 cu. in./min.

Vanguard Jr. Series®



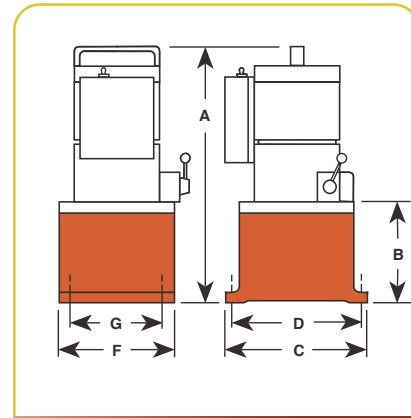
### IDEAL FOR USE WITH SMALL HYDRAULICALLY POWERED TOOLS.

- Vanguard Jr.® pumps provide two-speed high performance in a light-weight, compact package.
- Gauge port provided on pump. Metal reservoir on all models.
- Equipped with a ½ hp, 115 volt, 60/50 Hz single phase motor that starts under load, even at reduced voltage.
- Low amperage draw permits use with smaller generators and low amperage circuits.
- All pumps have a 10 foot remote control (PE183C has 25 foot remote control).
- CSA rated for intermittent duty. Noise level of 85-90 dBA.



For operating hydraulic crimping, cutting or other tools:

- **No. PE183C** - For crimping or pressing applications. Has special electrical circuitry to pulse/advance, hold at full pressure, build to a predetermined pressure, release and reset circuit. Features separate emergency return switch.
- **No. PE184C** - Allows you to alternately operate a spring-return cutting and/or crimping tool without disconnecting either tool. Select port connection with manual 4-way valve, start pump with remote control hand switch and extend connected tool. When hand switch is switched to off, pump stops and automatic valve opens, allowing tool to return. In center (neutral) position, manual control valve holds tool in position at time valve is shifted.



10,000 psi




Pump No.	Max. Pressure Output (psi)	rpm	dBa at Idle and 10,000 (psi)	Amp Draw 115 V at 10,000 (psi)	Oil Del. (cu. in./min. @)†				A (in.)	B (in.)	C (in.)	D (in.)	F (in.)	G (in.)	Prod. Wt. with Oil (lbs.)
					0 (psi)	100 (psi)	5,000 (psi)	10,000 (psi)							
PE182	10,000	12,000	85/90**	10.2 Amps	230	190	25	18	16	4 <sup>3</sup> / <sub>4</sub>	8	7 <sup>1</sup> / <sub>8</sub>	6	5 <sup>1</sup> / <sub>8</sub>	30
PE183	10,000	12,000	85/90**	10.2 Amps	230	190	25	18	16	4 <sup>3</sup> / <sub>4</sub>	8	7 <sup>1</sup> / <sub>8</sub>	6	5 <sup>1</sup> / <sub>8</sub>	30
PE183A	10,000	12,000	85/90**	10.2 Amps	230	190	25	18	16	4 <sup>3</sup> / <sub>4</sub>	8	7 <sup>1</sup> / <sub>8</sub>	6	5 <sup>1</sup> / <sub>8</sub>	30
PE184	10,000	12,000	85/90**	10.2 Amps	230	190	25	18	16	4 <sup>3</sup> / <sub>4</sub>	8	7 <sup>1</sup> / <sub>8</sub>	6	5 <sup>1</sup> / <sub>8</sub>	30
PE183-2*	10,000	12,000	85/90**	10.2 Amps	230	190	25	18	18 <sup>1</sup> / <sub>2</sub>	7 <sup>1</sup> / <sub>4</sub>	11 <sup>1</sup> / <sub>2</sub>	10	9 <sup>1</sup> / <sub>2</sub>	8	42
PE184-2*	10,000	12,000	85/90**	10.2 Amps	230	190	25	18	18 <sup>1</sup> / <sub>2</sub>	7 <sup>1</sup> / <sub>4</sub>	11 <sup>1</sup> / <sub>2</sub>	10	9 <sup>1</sup> / <sub>2</sub>	8	42
PE183C ††	10,000	12,000	85/90**	10.2 Amps	230	190	25	18	16	4 <sup>3</sup> / <sub>4</sub>	12 <sup>1</sup> / <sub>4</sub>	7 <sup>1</sup> / <sub>8</sub>	7	5 <sup>1</sup> / <sub>8</sub>	30
PE184C ††	10,000	12,000	85/90**	10.2 Amps	230	190	25	18	16	4 <sup>3</sup> / <sub>4</sub>	8	7 <sup>1</sup> / <sub>8</sub>	6	5 <sup>1</sup> / <sub>8</sub>	30

\* 2<sup>1</sup>/<sub>2</sub> gal. reservoir.

\*\* Measured at 3 ft. distance, all sides.

† Typical delivery. Actual flow will vary with field conditions.

†† Special application pumps for cutting, crimping or pressing.



For use with Cyl. Type	Description	Order No.	Valve Type	Valve Function	Control Switch††	Motor	Reservoir Usable (cu. in.)
Single-Acting	Base model pump has 1/2 hp pump with 2-Way valve and 1/2 gal. reservoir.	<b>PE182</b>	2-Way	Advance Return†	Remote Motor Control (10 ft.) on/off	1/2 hp, 110/115VAC** 50/60 Hz, A.C., Single Phase	104
Single-Acting	PE182, except has 3-way valve.	<b>PE183</b>	3-Way	Advance Hold Return	Remote Motor Control (10 ft.) on/off	1/2 hp, 110/115VAC** 50/60 Hz, A.C., Single Phase	104
Single-Acting	PE183, except has 2 gal. reservoir.	<b>PE183-2</b>	3-Way	Advance Hold Return	Remote Control (10 ft.)	1/2 hp, 110/115VAC** 50/60 Hz, A.C., Single Phase	525††
Single-Acting	PE183, except has "dump valve".	<b>PE183A</b> ∞	Auto./Dump Pump	Advance Return	Remote (10 ft.)	1/2 hp, 110/115VAC** 50/60 Hz, A.C., Single Phase	104
Single-Acting	Special crimping pump.	<b>PE183C</b> ∞	Special, for crimping only	Advance Hold Return	Remote Motor Control (25 ft.) on/off	1/2 hp, 110/115VAC** 50/60 Hz, A.C., Single Phase	104
Single-Acting/ Double-Acting	Base model pump has 1/2 hp pump for double-acting systems with 1/2 gal. reservoir.	<b>PE184</b>	4-Way	Advance Hold Return†	Remote Motor Control (10 ft.) on/off	1/2 hp, 110/115VAC** 50/60 Hz, A.C., Single Phase	104
Single-Acting/ Double-Acting	PE184, except with 2 gal. reservoir.	<b>PE184-2</b>	4-Way	Advance Hold Return†	Remote Motor Control (10 ft.) on/off	1/2 hp, 110/115VAC** 50/60 Hz, A.C., Single Phase	525††
Single-Acting/ Double-Acting	Special crimping pump.	<b>PE184C</b> *	4-Way	Advance Return	Remote Control (10 ft.) on/off	1/2 hp, 110/115VAC** 50/60 Hz, A.C., Single Phase	104

\* Also for use with special single-acting cylinder applications.  
 \*\* Available with 220 Volt, 60/50 Hz motor (to order, place suffix "50-220" behind pump order number). Specify voltage when ordering.

† Holds when motor is shut off and valve is in "advance" position.  
 †† Pumps supplied with 2 gal. oil (usable oil is 355 cu. in.), will hold 2 1/2 gal. when filled to within 1/2" below reservoir cover plate.  
 ∞ Not to be used for lifting.