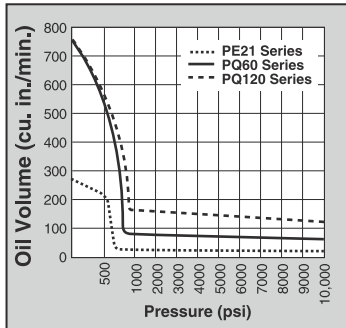


ELECTRIC PUMP

Hydraulic PQ60 Series

Up to 200 ton
60 cu. in./min.

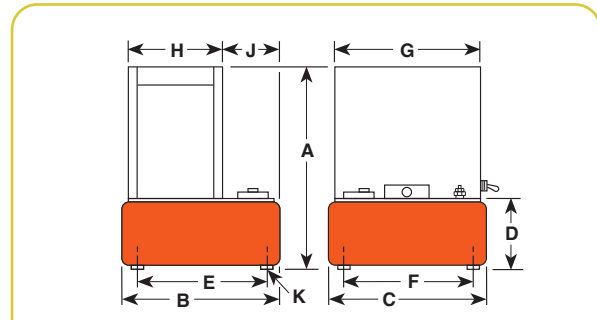


PUMP DESIGNED SPECIFICALLY FOR HEAVY DUTY, EXTENDED CYCLE OPERATION.

- For operating single- or double-acting cylinders.
- Metal shroud keeps dirt and moisture out of motor and electrical components.
- Electrical shut-down feature prevents unintentional restarting of motor following an electrical service interruption.
- Internal relief valve limits pressure to 10,000 psi. External relief valve is adjustable from 1,000 to 10,000 psi.
- Pumps operate below maximum OSHA noise limitation (74-76 dBA).
- Start and operate under full load, even with voltage reduced 10%.



PQ603



Pump No.	Max. Pressure Output (psi)	rpm	dBa at Idle and 10,000 (psi)	Amp Draw at 10,000 psi (115 V.)**	Oil Del. (cu. in./min. @)				Dimensions (in.)											Prod. Wt. w/Oil (lbs.)
					100	1,000	5,000	10,000	A	B	C	D	E	F	G	H	J	K		
PQ60 Series	10,000	1,725	74/76*	See Chart (following page)	730	70	65	60	25 ¹ / ₈	14 ¹ / ₄	15 ¹ / ₂	7 ¹ / ₄	12 ¹ / ₈	13 ⁹ / ₁₆	14 ¹¹ / ₁₆	9 ⁹ / ₁₆	4 ¹³ / ₁₆	1/2-20 UNF	169**	


* Measured at a 3 ft. distance, all sides.
 ** Total weight with oil and 3-way solenoid valve. Subtract 10 lbs. to obtain weight of pump with manual valve.
 *** For 2" dia. swivel casters, order (4) No. 10494.



PQ604



PQ604S



Hydraulic Machine Press Operation.

For use with Cyl. Type	Description	Order No.	Valve Type	Valve No.	Valve Function	Max. Amp Draw @ 10,000 (psi)	Motor	Reservoir Usable (cu. in.)
Single-Acting	2 hp pump with 5.7 gal. reservoir and manual valve.	PQ603	3-Way	9520*	Advance Hold Return	115V - 22 amps 230V - 11 amps	2 hp, 230 Volt 60 Hz††, Single Phase	1,250
Single-Acting	PQ603, except has solenoid operated remote valve.	PQ603S	3-Way	9599†	Advance Hold Return	115V - 22 amps 230V - 11 amps	2 hp, 230 Volt 60 Hz††, Single Phase	1,250
Double-Acting	2 hp pump with 5.7 gal. reservoir and manual valve.	PQ604	4-Way	9506*	Advance Hold Return	115V - 22 amps 230V - 11 amps	2 hp, 230 Volt 60 Hz††, Single Phase	1,250
Double-Acting	PQ604, except has solenoid operated remote valve.	PQ604S	4-Way	9512†	Advance Hold Return	115V - 22 amps 230V - 11 amps	2 hp, 230 Volt 60 Hz††, Single Phase	1,250

* Manual valve. Pump is equipped with RUN/OFF/PULSE switch for control of motor.

† Solenoid valve. Pump is equipped with a remote control switch with 10 ft. cord.

†† PQ60 series also available in 115V, 60 Hz or 220V, 50 Hz. Please specify when ordering. Example: for 60 Hz order PQ603-115; for 50 Hz order PQ603-50-220.

† Some Power Team pumps are available in special configurations not listed in this catalog. Power Team can “Assemble to Order” pumps with special seals, voltages, valves, relief valve settings, etc. For your special requirements please consult your local distributor or the Power Team factory.